It's easy to build a flow monitoring system using Digiflow® FlowX3 components

Follow the lines to determine which specific Flow Sensors, Instruments and Installation Fittings may be connected

Instruments

F9.50, F9.51
Batch Controllers p.30-31

F9.01, F9.02, F9.03
Flow Monitor and Transmitters p.26-29

F9.00
Flow Monitor and Transmitter p.26-27

F9.20
Battery Powered Flow Monitor p.32

ULF.R **Reed** ULF.H **Hall**

Ultra Low Flow Sensors p.13-14

F3.80 **Hall**

Oval Gear Flow Sensors p.15-16

Modular Design Instruments
The same instrument may be mounted in three different ways using mounting kits. p.25

Direct Mounting to flow sensor

Panel Mounting

Wall Mounting



Flow Sensors

Hall Effect Sensors p.8-12

F3.01.H NEMA 4, 4X | F3.00.H NEMA 6, 6P | F3.00.H NEMA 4, 4X | F3.10.H NEMA 4, 4X

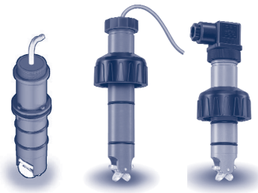

Electromagnetic Flow Transmitters p.34-37

F3.60/F3.63

F3.61 Hot-Tap

Hot-Tap Flow Sensors p.17-18

Hall F111.H **Coil** F111.C

Coil Effect Sensors p.8-10

F3.01.C NEMA 4, 4X | F3.00.C NEMA 6, 6P | F3.00.C NEMA 4, 4X



F3.10 Mini Flow Meter Tee p.12
1/2" to 1-1/2"

Hot-Tap Metal Strap Saddles p.41
3" to 18"



Hot-Tap 316L Stainless Steel Weld-On Adaptors p.41
16" plus

No-Flow Switches p.19

F3.05

Adjustable Flow Switches p.20-21

F3.15 ULF3.15

Blind Transmitters p.22-23

F3.30 ULF3.30

Installation Fittings

Tees p.38
1/2" to 1-1/2"

Saddles p.38
2" to 12"

Metal Strap-On Saddles p.39
3" to 18"

Wafer Fittings p.39
10" and 12"

Weld-On Adaptors p.40
1-1/2" to 24"

316L Stainless Steel Threaded Tees p.40
3/4" to 1-1/4"